



SIGVARIS
GROUP

Patient Journey with Compreflex Contain Full Leg

Real Patients, Experiences, and Innovations

Jenna Meyer, MBA, OTR/L, CLT-LANA

Central Region Clinical Specialist

October 18, 2024

AGENDA

- Who am I?
- Disclosures
- Compreflex Contain Full Leg
 - What is it?
 - Who is it for?
 - When to use the product?
 - How to bill for the product
- Patient Wear Tests
- Questions

Who Am I?

Jenna Meyer



MOT from The
University of Kansas
– graduated in 2012



10 years of direct
lymphedema
patient care in
multiple settings



LANA certification in
2020



MBA from the
University of
Memphis in 2023



Goal: helping
patients and
therapists navigate
the world of
compression for
overall improved
outcomes!



Sigvaris Group

Who are we?

Switzerland

- Based out of Switzerland
- 100% family owned since 1864
- They began by producing rubber elastic textiles
- 1958 they partnered with Karl Sigg to develop a medical compression stocking to help improve venous function and relieve venous related conditions

New Beginnings

- Socks and compression hosiery in 1997 in Peach Tree City, GA
- Acquired Biacare in 2016
- Began onboarding clinical specialists in 2022

Sigvaris

- Sigvaris Group is committed to helping people feel their best with high-quality and innovative offerings in medical compression therapy.

Clinical Specialists

What is our role?



Educate clinicians on the merits and proper clinical usage of lymphedema garments

Meet with clinicians to improve their goals with constraints related to patient care and to discuss, demonstrate, and train on how lymphedema garments can improve patient outcomes



Develop relationships with customers at all levels



WrapAbility



Turn pressure into power

[Wrapability US | Sigvaris.com](https://www.wrapability.com)

Compreflex[®] Contain Full Leg

Introducing Compreflex Contain Inelastic Wrap – Full Leg

20–50mmHg



Colors



Black



Beige

Inelastic Calf, Knee, and Thigh Wrap Optimized for Lymphedema Treatment

- New material with less stretch provides 2X more containment than traditional wraps
- 20–50mmHg of adjustable, gradient, inelastic compression
- Stretch panel holds garment in place for easy application and high compliance
- Butterfly Strap (for Knee) and Belt with Hip Attachment (for Thigh) included
- Available in Black & Beige
- Compreflex Contain Strap Extender accessories sold separately
- Not made with natural rubber latex

Billable under HCPCS
code A6585*

*A6585 - Gradient compression wrap with adjustable straps, above knee, each



Billable under HCPCS
code A6586*

*A6586 - Gradient compression wrap with adjustable straps, full leg, each



Billable under HCPCS
code A6583*

*A6583 - Gradient compression wrap with adjustable straps, below knee, 30-50 mmHg, each



SIGVARIS
GROUP

Compreflex Contain Full Leg Wrap Patient Profile

Ideal for Active and Maintenance Stages of:

- Lymphedema (advance stages)
- Edema
- Lipedema

Product selection

- Contain Calf, Thigh, and Full Leg are billable under multiple HCPCS codes
- Patients benefit from more containment in an inelastic wrap
- Designed with a moderately-contoured calf shape to fit edematous legs
- Patient requires a compressive liner with 10-15mmHg in the foot and ankle
- Ability to wear standard footwear over liner is desired

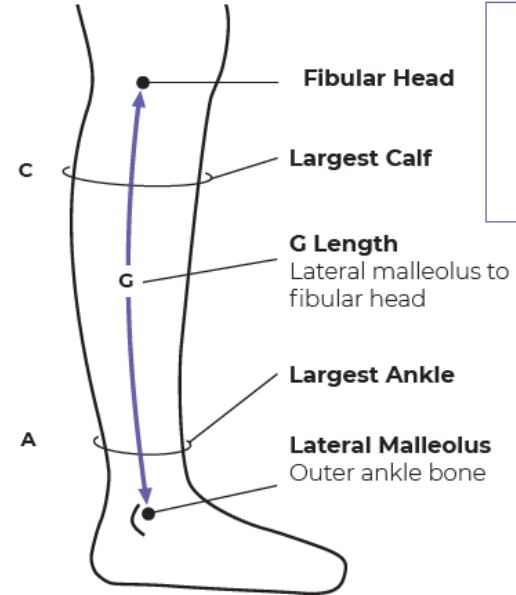


Compreflex Contain – Calf

Colors & Sizing (SKUs)

Compreflex Contain Calf Size Chart (A-C)

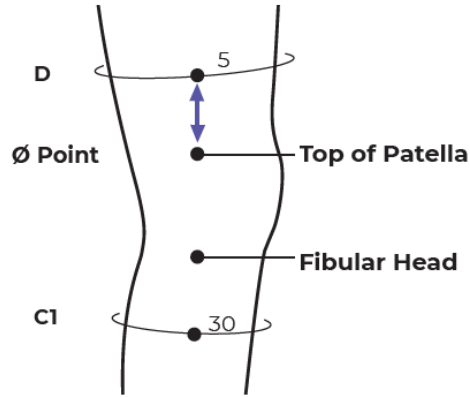
	Small	Medium	Large	X Large	XX Large
C	29–39cm	34–44cm	40–50cm	46–56cm	54–64cm
A	19–26cm	21–30cm	26–36cm	31–41cm	36–46cm
Black					
Regular	3401-UC-BKR	3402-UC-BKR	3403-UC-BKR	3404-UC-BKR	3405-UC-BKR
Tall	3401-UC-BKT	3402-UC-BKT	3403-UC-BKT	3404-UC-BKT	3405-UC-BKT
Beige					
Regular	3411-UC-BKR	3412-UC-BKR	3413-UC-BKR	3414-UC-BKR	3415-UC-BKR
Tall	3411-UC-BKT	3412-UC-BKT	3413-UC-BKT	3414-UC-BKT	3415-UC-BKT



G Length

Regular:
30–33.9cm
Tall:
34–42cm

Compreflex Contain – Knee Colors & Sizing (SKUs)



Compreflex Contain Knee Size Chart (C1-D)

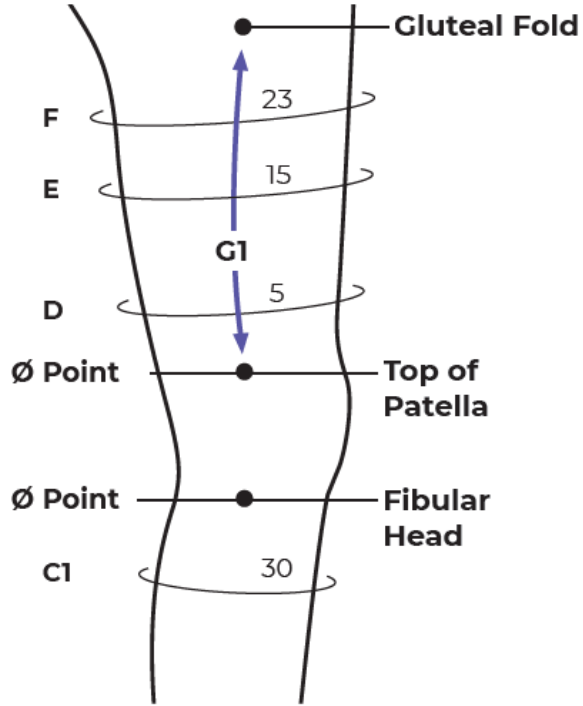
	Small	Medium	Large	X Large	XX Large
D	38-48cm	46-56cm	53-63cm	61-71cm	69-79cm
C1	29-39cm	34-44cm	39-49cm	46-56cm	54-64cm

Standard (Closed Patella)

Black	3401-KP	3402-KP	3403-KP	3404-KP	3405-KP
Beige	3411-KP	3412-KP	3413-KP	3414-KP	3415-KP

Identifying the optimal product size ensures a proper fit and the correct distribution of compression. Measurements should be taken by a healthcare professional.

Compreflex Contain – Thigh Colors & Sizing (SKUs)



Compreflex Contain Thigh Size Chart (D-F)

	Small	Medium	Large	X Large	XX Large
F	48-58cm	56-66cm	64-74cm	72-82cm	80-90cm
E	43-53cm	51-61cm	58-68cm	66-76cm	74-84cm
D	38-48cm	46-56cm	53-63cm	61-71cm	69-79cm

Black

Right	Left	Regular	Small	Medium	Large	X Large	XX Large
		Tall	3401-TCT-L	3402-TCT-L	3403-TCT-L	3404-TCT-L	3405-TCT-L
Right	Left	Regular	3401-TCR-R	3402-TCR-R	3403-TCR-R	3404-TCR-R	3405-TCR-R
		Tall	3401-TCT-R	3402-TCT-R	3403-TCT-R	3404-TCT-R	3405-TCT-R

Beige

Right	Left	Regular	Small	Medium	Large	X Large	XX Large
		Tall	3411-TCT-L	3412-TCT-L	3413-TCT-L	3414-TCT-L	3415-TCT-L
Right	Left	Regular	3411-TCR-R	3412-TCR-R	3413-TCR-R	3414-TCR-R	3415-TCR-R
		Tall	3411-TCT-R	3412-TCT-R	3413-TCT-R	3414-TCT-R	3415-TCT-R

G1 Length

Regular: 20–24.9cm
Tall: 25–30cm

Compreflex Contain – Full Leg Colors & Sizing (SKUs)

	Compreflex Contain Full Leg
3400-TH-L	Compreflex Contain Full Leg, Left, Black
3400-TH-R	Compreflex Contain Full Leg, Right, Black
3410-TH-L	Compreflex Contain Full Leg, Left, Beige
3410-TH-R	Compreflex Contain Full Leg, Right, Beige

Note: Full Leg orders need to be placed through Customer Service. Not available on Dealer Portal at this time.

Compreflex Contain Full Leg Wrap

Wear & Care*

Indications

Lymphedema, Edema, Lipedema

Absolute Contraindications

Severe cardiac insufficiency (NYHA III-IV); Phlegmasia cerulea dolens; Severe PAOD with any of the following: ABPI <0.6; ankle pressure <60mmHg; toe pressure <30mmHg; Severe diabetic neuropathy with sensory loss or microangiopathy with the risk of skin necrosis; Compression of an existing arterial bypass; Allergic to compression material

Precautions

Special precautions must be taken, if the use of compression garments is considered in patients with borderline indications such as:

PAOD with ABPI >0.6 - <0.9 and/or ankle pressure between 60 and 90mmHg; Patients with compensated heart failure (NYHA I-II) and venous or lymphatic edema; Diabetes mellitus; Skin diseases with exudation or mixed arterio-venous ulcer; Compression garments for the reduction of inflammation; pain or edema of the leg, erysipelas or cellulitis should only be used in combination with antibacterial treatment; Skin irritations in sensitive patients can be prevented by applying applicable skin care beneath compression garment; Liners and wraps should not be worn directly on wounds

Treatment decisions should be taken on a case-by-case basis and under consideration of a careful benefit-risk assessment. All serious incidents that occur when using the product should be reported to the manufacturer and the competent supervisory authority.

Garment Care

Machine wash on gentle cycle using a mild detergent; DO NOT use bleach or fabric softeners; Tumble dry on low heat setting. Air drying is recommended to preserve the life of the garment. **Frequency of garment removal for laundering, skin checks, and hygiene may vary according to each individual's needs and the prescribing provider's recommendations.**

**Refer to IFU for full instructions*

Compreflex Contain vs. Compreflex Transition/Standard/Complete

Features & Benefits



Contain Full Leg

sigvaris	Features & Benefits	sigvaris
✓	Butterfly Straps	✓
✓	Belt & Hip Attachments	✓
✓	Stretch Panels	✓
✓	Opposing Straps	✓
✓	Optional Strap Extenders	✓
X	Accutab [®] Technology	✓
X	Sewn-on Hook	✓
✓	Adjustable Hook	X
X	Shaped to Average Leg	✓
✓	Shaped to Lymphedema Leg	X
High	Containment	Medium
A6586	Billable Under HCPCS Code	(not on PDAC)



**Standard Calf
Standard Knee
Standard Thigh**

Compreflex[®] Contain Full Leg Wear Tests

Compreflex Contain Full Leg Wrap

Product Development – External Wear Test

- 10/10 participants have responded and all have a diagnosis of stage II lymphedema
- 88% of participants opted to not wear the hip attachment
- 67% of participants noted the garment required re-adjusting throughout the day

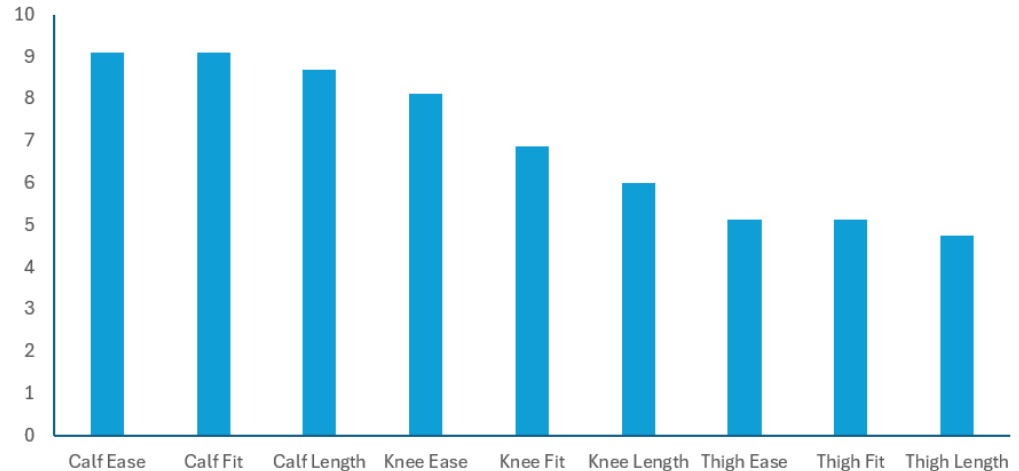
"I have been using calf Compreflex for years now and this new Contain model is a very good upgrade."

David

"Overall [I] like the product a lot."

Sharon

Wear Test Results
Full Leg



From A Therapist's Perspective

Shape Overview

Great Fit



- Leg size does not change much from foot to thigh
- Cylindrical shape
- Minimal lobules

Good Fit



- The angle between the ankle to thigh is growing
- Cup shaped
- Moderate lobules
- Shorter stature and may need only thigh or knee
- May require foam to improve fit, fill the gaps

Not Ideal Fit



- The difference between the ankle and thigh is very large
- Cone shaped
- Large lobules and skin folds
- Outside of the size chart
- Requiring strap extenders on largest size
- May work well if they are sedentary or for night
- May require foam to improve the fit, fill the gaps; other products such as Reduce

From A Therapist's Perspective

Shape Overview

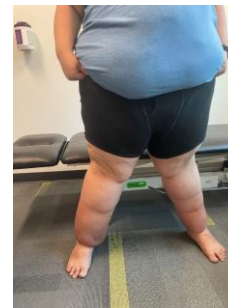
Great Fit



Good Fit



Not Ideal Fit



From A Therapist's Perspective Patient Profile

Great Fit



From A Therapist's Perspective

A perfect patient

Great Fit



From A Therapist's Perspective Knee or Thigh?



Good Fit



SIGVARIS
GROUP

Patient with shorter legs did not require all 3 pieces – used thigh and cut as a knee piece for best fit

From A Therapist's Perspective Knee or Thigh?

Good Fit



From A Therapist's Perspective

A good option

Good Fit



From A Therapist's Perspective

Not the best candidate

Not Ideal Fit



SIGVARIS
GROUP



Slick undergarment – will cause sliding



Posterior View – no movement



Side View – no movement



Anterior View – post short walk of about 50 feet

From A Therapist's Perspective

Not a great fit



Not Ideal Fit



One Size Does Not Fit All

Simple Customization

Patient Needs

- Has a shorter limb and needs a shorter than regular thigh piece but knee is not long enough
- Need more coverage on lateral thigh
- Don't want the garment rubbing in groin

Therapist Fears

- Anxious to cut a garment incorrectly
- How can I fit this odd shape?
- Can I return it?
- Will it stay up on my patient?
- What other options do I have for pairing this garment?
- Does my patient require this much containment?

A More Custom Fit

Thigh piece customization



Roll garment to just below gluteal fold



Roll garment in front/groin to comfortable height



Trace under fold with a marker



Make sure marker line is visible and then remove for cutting



After cutting place back on patient and check for fit/comfort



Questions?

Thank you.



SIGVARIS
GROUP

SIGVARIS GROUP
is dedicated to **helping**
people feel their best.
Every day.